

Assign Default Putaway Location

Click the Items Link

Items

Click the Define Items and Attributes Link

Define Items and
Attributes

Click the Business Unit Item Links Link

Business Unit Item Links

Business Unit Item Links

Unit: HPWHS **Item ID:** 123008
POUCH CLAMP DRAINABLE 8770 20/BOX

Setup

- [Define Business Unit Item](#)
- [Automatic Serial Numbers](#)
- [Copy Item](#)

Item Costs

- [Item Transfer Markup](#)
- [Manual Cost Update](#)
- [Cost Rollup](#)

Inventory

Fulfillment	Replenishment
Setup Item Fulfillment	Stocking Periods
Fixed Picking Locations	Setup Item Replenishment
Shipping Lead Time	
Putaway	Transfers
Default Putaway Locations	Transfer Attributes
Setup Item Putaway	Item Transfer Price

Manufacturing

- BOMS and REVS**
 - [Manufacturing BOMs](#)
 - [BOM Access by Vendor](#)
 - [Item Revisions](#)
- Routing**
 - [Define Routing](#)
- Production**
 - [Define Production Options](#)
 - [Production Area](#)
 - [Production Replenish Locations](#)

[Return to Search](#) [Notify](#) [Refresh](#)

[Add](#) [Update/Display](#)

Click the Default Putaway Locations Link

[Default Putaway Locations](#)

Enter Type. Enter "Owned"

Enter Area. Enter "_____"




Assign Default Putaway Location

Default Putaway Locations

Business Unit: HPWHS

Item ID: 123008

POUCH CLAMP DRAINABLE 8770 20/BOX

Default Putaway Location Details						Customize	Find	View All	First	1 of 1	Last
*Type	Area	Nettable	Non-Owned	Suspend							
Owned	MWV	<input type="checkbox"/>	<input type="checkbox"/>	<input type="checkbox"/>							

OK

Cancel

Apply

Click the Storage Location Search Button



Enter the Material Storage Location. Enter “_____”

Click the Search button.

Search

Assign Default Putaway Location

Storage Location Search

Unit: HPWHS

Stor Loc:

Storage Area	Lev 1	Lev 2	Lev 3	Lev 4
<input type="checkbox"/> MW	B	01	01	01

Click the Select box for the location you choose.

Default Putaway Locations

Business Unit: HPWHS
Item ID: 123008
POUCH CLAMP DRAINABLE 8770 20/BOX

Default Putaway Location Details									
Type	Area	Lev 1	Lev 2	Lev 3	Lev 4	Nettable	Non-Owned	Suspend	
Owned	MW	B	01	01	01	<input checked="" type="checkbox"/>	<input type="checkbox"/>	<input type="checkbox"/>	<input type="button" value="+"/> <input type="button" value="-"/>

Assign Default Putaway Location

Click the OK button.

